



# SUPPORT CLASS RESULTS



## AUSTRALIAN HISTORIC

### Race 3

Date: 23/02/13  
 Event: R05  
 Weather: Sunny - Temp: 24.8C  
 Track: Dry - Temp: 43.6C

Started at: 17:13:53  
 Laps: 5  
 Starters: 17  
 Printed at: 17:28

### PROVISIONAL CLASSIFICATION


Pos	No	Name	Machine	Laps	Race Time	Behind	Fastest Lap	On Lap	Top Speed
1	186	Beau BEATON (NSW) / KH Equipment P/L	Irving Vincent 1300	5	8:25.982		1:39.420	2	236
2	19	Shawn GILES (NSW) / TBR / D&D / Springwood Suzuki	Suzuki Katana 1294	5	8:32.577	6.595	1:36.915	2	263
3	32	Robbie PHILLIS (NSW) / Mick Hone Motorcycles / QBE Insurance	Suzuki Katana 1166	5	8:36.291	10.309	1:40.831	2	238
4	75	Stuart LOLY (VIC) / Victorian Motorcycle Wreckers	Suzuki GSX 1170	5	8:55.138	29.156	1:45.106	4	221
5	62	Robert RUWOLDT (VIC)	Kawasaki Harris 1200	5	8:58.507	32.525	1:46.125	3	231
6	25	Zoltan PETRI (NSW) / www.retroracing.com.au / Reevo	Yamaha FZR 1000	5	9:17.773	51.791	1:49.515	5	229
7	11	Craig STEWART (NSW) / C & M Motorcycles	Yamaha OW01 750	5	9:22.771	56.789	1:49.658	5	221
8	8	Albert TEHENNEPE (VIC)	Kawasaki Z 1260 J	5	9:29.164	1:03.182	1:50.908	3	225
9	4	Roger ARNOLD (NSW) / Mick Hone	Suzuki GSX 1170	5	9:51.896	1:25.914	1:55.801	5	225
10	48	Darren TINDALE (QLD)	Honda CB 1030	5	9:52.247	1:26.265	1:55.788	5	223
11	6	Phil RUSSELL (VIC) / Red-Mist Motorcycle Accessories	Honda CB 1123 FZ	5	9:52.272	1:26.290	1:55.963	5	219
12	816	Darren LARK (VIC) / Red Mist Motorcycle Accessories	Honda CB 1062 R	5	9:52.371	1:26.389	1:55.716	5	220
13	800	David NICHOLSON (VIC) / Nicholson Transport	Kawasaki GPZ 1100	5	9:53.092	1:27.110	1:55.168	5	215
14	52	Chris ROSTRON (VIC) / Monerel Ninja Racing / Pirelli	Kawasaki GPZ 946 R	5	9:58.321	1:32.339	1:57.716	3	211
15	137	Terry MCKINNON (NSW)	Yamaha TZ 750	5	10:09.030	1:43.048	1:58.744	5	211
DNF	87	Mark JOHNSTON (VIC) / Mark Johnston Earthmoving P/L	Suzuki GSX 1200	3	6:16.701	2 Laps	2:03.740	3	206
DNF	76	Scott WEBSTER (VIC) / West Gippsland Auto Electrics	Moto Martin Suzuki 1200	1	1:49.024	4 Laps	1:49.024	1	254


Fastest Lap was 1:36.915 by Shawn GILES (NSW)

New race lap record for HIST class - Previous: 1:36.920 by Shaun GILES (NSW) on a Suzuki Katana 1294 set on 26/01/13

\*\*\* Initial race stopped in first lap due to incident involving No. 54 (Robert Cole). Full race re-start. Distance reduced by one lap to 5 laps. \*\*\*

The results are provisional until the end of the time limit for protests and appeals.

  
 Chief Time Keeper - Scott Laing

  
 Clerk of Course - Tom Williams

Computime Race Timing Systems Pty Ltd © 1996  
 Licensed to Computime Race Timing Systems



**COMPUTIME RACE TIMING SYSTEMS PTY LTD**  
**www.computime.com.au**

9 Timber Lane, Glen Waverley Vic 3150. Ph: 0418 17 13 17

E-mail: scott@computime.com.au





# SUPPORT CLASS RESULTS



## AUSTRALIAN HISTORIC

### Race 3

Date: 23/02/13  
 Event: R05  
 Weather: Sunny - Temp: 24.8C  
 Track: Dry - Temp: 43.6C

Started at: 17:13:53  
 Laps: 5  
 Starters: 17  
 Printed at: 17:28

### PROVISIONAL LAP TIMES

No	Name	Lap 1	Lap 2	Lap 3	Lap 4	Lap 5
4	Roger ARNOLD (NSW)	2:03.382	1:57.629	1:58.123	1:56.961	<b>1:55.801</b>
6	Phil RUSSELL (VIC)	2:03.888	1:57.378	1:58.106	1:56.937	<b>1:55.963</b>
8	Albert TEHENNEPE (VIC)	2:03.771	1:51.973	<b>1:50.908</b>	1:50.990	1:51.522
11	Craig STEWART (NSW)	2:00.611	1:50.569	1:50.616	1:51.317	<b>1:49.658</b>
19	Shawn GILES (NSW)	1:42.574	<b>1:36.915</b>	1:37.551	1:51.040	1:44.497
25	Zoltan PETRI (NSW)	1:58.490	1:50.652	1:49.576	1:49.540	<b>1:49.515</b>
32	Robbie PHILLIS (NSW)	1:48.699	<b>1:40.831</b>	1:41.320	1:42.283	1:43.158
48	Darren TINDALE (QLD)	2:04.268	1:57.315	1:58.132	1:56.744	<b>1:55.788</b>
52	Chris ROSTRON (VIC)	2:01.547	1:57.816	<b>1:57.716</b>	2:00.734	2:00.508
62	Robert RUWOLDT (VIC)	1:52.317	1:46.465	<b>1:46.125</b>	1:46.479	1:47.121
75	Stuart LOLY (VIC)	1:52.272	1:46.225	1:45.529	<b>1:45.106</b>	1:46.006
76	Scott WEBSTER (VIC)	<b>1:49.024</b>				
87	Mark JOHNSTON (VIC)	2:08.901	2:04.060	<b>2:03.740</b>		
137	Terry MCKINNON (NSW)	2:09.133	2:03.224	1:59.060	1:58.869	<b>1:58.744</b>
186	Beau BEATON (NSW)	1:44.724	<b>1:39.420</b>	1:40.492	1:41.583	1:39.763
800	David NICHOLSON (VIC)	2:04.499	1:57.078	1:58.380	1:57.967	<b>1:55.168</b>
816	Darren LARK (VIC)	2:04.657	1:56.950	1:57.917	1:57.131	<b>1:55.716</b>

\*\*\* Initial race stopped in first lap due to incident involving No. 54 (Robert Cole). Full race re-start. Distance reduced by one lap to 5 laps. \*\*\*

The results are provisional until the end of the time limit for protests and appeals.

Chief Time Keeper - Scott Laing


Clerk of Course - Tom Williams



COMPUTIME RACE TIMING SYSTEMS PTY LTD  
[www.computime.com.au](http://www.computime.com.au)

9 Timber Lane, Glen Waverley Vic 3150. Ph: 0418 17 13 17

E-mail: [scott@computime.com.au](mailto:scott@computime.com.au)



Computime Race Timing Systems Pty Ltd © 1996  
 Licensed to Computime Race Timing Systems



# SUPPORT CLASS RESULTS



## AUSTRALIAN HISTORIC

### Race 3

Date: 23/02/13  
 Event: R05  
 Weather: Sunny - Temp: 24.8C  
 Track: Dry - Temp: 43.6C

Started at: 17:13:53  
 Laps: 5  
 Starters: 17  
 Printed at: 17:28

### PROVISIONAL SPLIT TIMES

Lap	Split 1	Split 2	Split 3	Lap Time	Speed	Lap	Split 1	Split 2	Split 3	Lap Time	Speed
<b>4 Roger ARNOLD (NSW) (9th)</b>						<b>52 Chris ROSTRON (VIC) (14th)</b>					
1	42.667	48.663	32.052	2:03.382	190	1	42.046	<b>48.067</b>	<b>31.434</b>	2:01.547	183
2	36.465	48.737	32.427	1:57.629	225	2	36.759	48.898	32.159	1:57.816	205
3	36.768	49.112	32.243	1:58.123	220	3	<b>36.492</b>	49.207	32.017	<b>1:57.716</b>	211
4	<b>36.037</b>	48.902	32.022	1:56.961	221	4	37.502	50.572	32.660	2:00.734	203
5	36.107	<b>47.866</b>	<b>31.828</b>	<b>1:55.801</b>	218	5	37.593	50.049	32.866	2:00.508	203
<b>6 Phil RUSSELL (VIC) (11th)</b>						<b>62 Robert RUWOLDT (VIC) (5th)</b>					
1	43.155	48.527	32.206	2:03.888	181	1	39.528	43.906	<b>28.883</b>	1:52.317	186
2	36.342	48.620	32.416	1:57.378	216	2	33.555	43.869	29.041	1:46.465	231
3	36.993	49.202	31.911	1:58.106	219	3	<b>33.038</b>	<b>43.818</b>	29.269	<b>1:46.125</b>	222
4	<b>36.080</b>	48.841	32.016	1:56.937	214	4	33.136	44.207	29.136	1:46.479	227
5	36.301	<b>47.875</b>	<b>31.787</b>	<b>1:55.963</b>	211	5	33.466	44.320	29.335	1:47.121	226
<b>8 Albert TEHENNEPE (VIC) (8th)</b>						<b>75 Stuart LOLY (VIC) (4th)</b>					
1	43.532	48.183	32.056	2:03.771	186	1	39.102	43.937	29.233	1:52.272	184
2	34.970	46.597	<b>30.406</b>	1:51.973	225	2	33.328	43.653	29.244	1:46.225	221
3	33.812	46.686	30.410	<b>1:50.908</b>	225	3	32.657	43.612	29.260	1:45.529	219
4	<b>33.560</b>	46.606	30.824	1:50.990	225	4	<b>32.575</b>	<b>43.393</b>	<b>29.138</b>	<b>1:45.106</b>	220
5	34.215	<b>46.544</b>	30.763	1:51.522	222	5	32.611	43.703	29.692	1:46.006	220
<b>11 Craig STEWART (NSW) (7th)</b>						<b>76 Scott WEBSTER (VIC) (DNF)</b>					
1	42.426	47.731	30.454	2:00.611	183	1	<b>37.975</b>	<b>42.940</b>	<b>28.109</b>	<b>1:49.024</b>	187
2	34.345	46.141	<b>30.083</b>	1:50.569	220	<b>87 Mark JOHNSTON (VIC) (DNF)</b>					
3	33.893	46.244	30.479	1:50.616	221	1	44.031	<b>51.747</b>	<b>33.123</b>	2:08.901	172
4	34.439	46.480	30.398	1:51.317	219	2	38.532	52.231	33.297	2:04.060	206
5	<b>33.693</b>	<b>45.872</b>	30.093	<b>1:49.658</b>	220	3	<b>38.078</b>	52.251	33.411	<b>2:03.740</b>	206
<b>19 Shawn GILES (NSW) (2nd)</b>						<b>137 Terry MCKINNON (NSW) (15th)</b>					
1	35.096	<b>40.629</b>	<b>26.849</b>	1:42.574	197	1	45.718	50.828	32.587	2:09.133	176
2	<b>29.422</b>	40.636	26.857	<b>1:36.915</b>	263	2	39.549	51.301	32.374	2:03.224	198
3	29.493	40.960	27.098	1:37.551	263	3	37.246	50.139	<b>31.675</b>	1:59.060	205
4	29.650	41.226	40.164	1:51.040	262	4	<b>36.948</b>	50.065	31.856	1:58.869	211
5	32.480	42.974	29.043	1:44.497	228	5	37.171	<b>49.759</b>	31.814	<b>1:58.744</b>	200
<b>25 Zoltan PETRI (NSW) (6th)</b>						<b>186 Beau BEATON (NSW) (1st)</b>					
1	42.193	45.856	<b>30.441</b>	1:58.490	188						

*Scott Laing*  
 Chief Time Keeper - Scott Laing

*Tom Williams*  
 Clerk of Course - Tom Williams

Computime Race Timing Systems Pty Ltd © 1996  
 Licensed to Computime Race Timing Systems



**COMPUTIME RACE TIMING SYSTEMS PTY LTD**  
**www.computime.com.au**

9 Timber Lane, Glen Waverley Vic 3150. Ph: 0418 17 13 17

E-mail: scott@computime.com.au





# SUPPORT CLASS RESULTS



## AUSTRALIAN HISTORIC

### Race 3

Date: 23/02/13  
 Event: R05  
 Weather: Sunny - Temp: 24.8C  
 Track: Dry - Temp: 43.6C

Started at: 17:13:53  
 Laps: 5  
 Starters: 17  
 Printed at: 17:28

### PROVISIONAL SPLIT TIMES

Lap	Split 1	Split 2	Split 3	Lap Time	Speed	Lap	Split 1	Split 2	Split 3	Lap Time	Speed
2	33.864	46.184	30.604	1:50.652	229	1	35.917	41.281	<b>27.526</b>	1:44.724	184
3	33.901	45.173	30.502	1:49.576	225	2	<b>30.528</b>	41.189	27.703	<b>1:39.420</b>	236
4	<b>33.471</b>	45.441	30.628	1:49.540	228	3	30.786	41.635	28.071	1:40.492	235
5	33.975	<b>44.989</b>	30.551	<b>1:49.515</b>	225	4	30.955	41.752	28.876	1:41.583	235
						5	30.780	<b>41.037</b>	27.946	1:39.763	231
<b>32 Robbie PHILLIS (NSW) (3rd)</b>						<b>800 David NICHOLSON (VIC) (13th)</b>					
1	38.188	42.171	28.340	1:48.699	202	1	43.803	49.211	<b>31.485</b>	2:04.499	176
2	<b>30.848</b>	<b>41.727</b>	<b>28.256</b>	<b>1:40.831</b>	238	2	36.752	48.460	31.866	1:57.078	215
3	31.044	41.969	28.307	1:41.320	235	3	37.169	49.295	31.916	1:58.380	209
4	31.384	42.326	28.573	1:42.283	234	4	36.096	49.627	32.244	1:57.967	208
5	31.531	42.430	29.197	1:43.158	233	5	<b>35.376</b>	<b>48.219</b>	31.573	<b>1:55.168</b>	213
<b>48 Darren TINDALE (QLD) (10th)</b>						<b>816 Darren LARK (VIC) (12th)</b>					
1	43.438	48.968	31.862	2:04.268	185	1	44.226	49.067	31.364	2:04.657	177
2	36.485	48.558	32.272	1:57.315	223	2	36.823	48.821	<b>31.306</b>	1:56.950	219
3	36.629	48.927	32.576	1:58.132	205	3	36.546	49.148	32.223	1:57.917	218
4	<b>35.862</b>	49.327	<b>31.555</b>	1:56.744	212	4	<b>36.036</b>	49.701	31.394	1:57.131	220
5	35.899	<b>47.907</b>	31.982	<b>1:55.788</b>	218	5	36.062	<b>48.325</b>	31.329	<b>1:55.716</b>	216

\*\*\* Initial race stopped in first lap due to incident involving No. 54 (Robert Cole). Full race re-start. Distance reduced by one lap to 5 laps. \*\*\*

The results are provisional until the end of the time limit for protests and appeals.

*Scott Laing*  
 Chief Time Keeper - Scott Laing

*Tom Williams*  
 Clerk of Course - Tom Williams


Computime Race Timing Systems Pty Ltd © 1996  
 Licensed to Computime Race Timing Systems



**COMPUTIME RACE TIMING SYSTEMS PTY LTD**  
**www.computime.com.au**

9 Timber Lane, Glen Waverley Vic 3150. Ph: 0418 17 13 17

E-mail: scott@computime.com.au





# SUPPORT CLASS RESULTS



## AUSTRALIAN HISTORIC

### Race 3

Date: 23/02/13  
 Event: R05  
 Weather: Sunny - Temp: 24.8C  
 Track: Dry - Temp: 43.6C


Started at: 17:13:53  
 Laps: 5  
 Starters: 17  
 Printed at: 17:28


### PROVISIONAL FASTEST LAPS SEQUENCE

Lap	Race Pos	No	Name	Machine	Fastest Lap	On Lap
1	1	19	Shawn GILES (NSW)	Suzuki Katana 1294	1:42.574	1
2	1	19	Shawn GILES (NSW)	Suzuki Katana 1294	1:36.915	2

\*\*\* Initial race stopped in first lap due to incident involving No. 54 (Robert Cole). Full race re-start. Distance reduced by one lap to 5 laps. \*\*\*

The results are provisional until the end of the time limit for protests and appeals.

  
 Chief Time Keeper - Scott Laing

  
 Clerk of Course - Tom Williams

Computime Race Timing Systems Pty Ltd © 1996  
 Licensed to Computime Race Timing Systems



**COMPUTIME RACE TIMING SYSTEMS PTY LTD**  
**www.computime.com.au**

9 Timber Lane, Glen Waverley Vic 3150. Ph: 0418 17 13 17

E-mail: scott@computime.com.au





# SUPPORT CLASS RESULTS

## AUSTRALIAN HISTORIC

### Race 3

Date: 23/02/13  
 Event: R05  
 Weather: Sunny - Temp: 24.8C  
 Track: Dry - Temp: 43.6C

Started at: 17:13:53  
 Laps: 5  
 Starters: 17  
 Printed at: 17:28

### PROVISIONAL LAP SHEET

No	Lap Tim	Gap	No	Lap Tim	Gap	No	Lap Tim	Gap
<b>Lap 1</b>			6	1:57.378	41.777	25	1:49.540	42.039
19	1:42.574		800	1:57.078	42.088	11	1:51.317	46.894
186	1:44.724	2.150	48	1:57.315	42.094	8	1:50.990	51.423
32	1:48.699	6.125	816	1:56.950	42.118	4	1:56.961	1:09.876
76	1:49.024	6.450	137	2:03.224	52.868	6	1:56.937	1:10.090
75	1:52.272	9.698	87	2:04.060	53.472	48	1:56.744	1:10.240
62	1:52.317	9.743	<b>Lap 3</b>			816	1:57.131	1:10.436
25	1:58.490	15.916	19	1:37.551		52	2:00.734	1:11.594
11	2:00.611	18.037	186	1:40.492	7.596	800	1:57.967	1:11.705
52	2:01.547	18.973	32	1:41.320	13.810	137	1:58.869	1:24.067
4	2:03.382	20.808	75	1:45.529	26.986	<b>Lap 5</b>		
8	2:03.771	21.197	62	1:46.125	27.867	186	1:39.763	
6	2:03.888	21.314	25	1:49.576	41.678	19	1:44.497	6.595
48	2:04.268	21.694	11	1:50.616	44.756	32	1:43.158	10.309
800	2:04.499	21.925	8	1:50.908	49.612	75	1:46.006	29.156
816	2:04.657	22.083	52	1:57.716	1:00.039	62	1:47.121	32.525
87	2:08.901	26.327	4	1:58.123	1:02.094	25	1:49.515	51.791
137	2:09.133	26.559	6	1:58.106	1:02.332	11	1:49.658	56.789
<b>Lap 2</b>			816	1:57.917	1:02.484	8	1:51.522	1:03.182
19	1:36.915		48	1:58.132	1:02.675	4	1:55.801	1:25.914
186	1:39.420	4.655	800	1:58.380	1:02.917	48	1:55.788	1:26.265
32	1:40.831	10.041	137	1:59.060	1:14.377	6	1:55.963	1:26.290
75	1:46.225	19.008	87	2:03.740	1:19.661	816	1:55.716	1:26.389
62	1:46.465	19.293	<b>Lap 4</b>			800	1:55.168	1:27.110
25	1:50.652	29.653	186	1:41.583		52	2:00.508	1:32.339
11	1:50.569	31.691	19	1:51.040	1.861	137	1:58.744	1:43.048
8	1:51.973	36.255	32	1:42.283	6.914			
52	1:57.816	39.874	75	1:45.106	22.913			
4	1:57.629	41.522	62	1:46.479	25.167			

\*\*\* Initial race stopped in first lap due to incident involving No. 54 (Robert Cole). Full race re-start. Distance reduced by one lap to 5 laps. \*\*\*

The results are provisional until the end of the time limit for protests and appeals.

*Scott Laing*  
 Chief Time Keeper - Scott Laing

*Tom Williams*  
 Clerk of Course - Tom Williams

Computime Race Timing Systems Pty Ltd © 1996  
 Licensed to Computime Race Timing Systems



**COMPUTIME RACE TIMING SYSTEMS PTY LTD**  
[www.computime.com.au](http://www.computime.com.au)

9 Timber Lane, Glen Waverley Vic 3150. Ph: 0418 17 13 17

E-mail: [scott@computime.com.au](mailto:scott@computime.com.au)





# SUPPORT CLASS RESULTS



## AUSTRALIAN HISTORIC Race 3

Date: 23/02/13  
Event: R05  
Weather: Sunny - Temp: 24.8C  
Track: Dry - Temp: 43.6C


Started at: 17:13:53  
Laps: 5  
Starters: 17  
Printed at: 17:28


### PROVISIONAL LAP CHART

Grid	1	2	3	4	5
19	19	19	19	186	186
186	186	186	186	19	19
1	32	32	32	32	32
23	76	75	75	75	75
76	75	62	62	62	62
54	62	25	25	25	25
62	25	11	11	11	11
94	11	8	8	8	8
8	52	52	52	4	4
31	4	4	4	6	48
11	8	6	6	48	6
321	6	800	816	816	816
24	48	48	48	52	800
75	800	816	800	800	52
52	816	137	137	137	137
800	87	87	87		
4	137				
12					
35					
816					
137					
87					
6					
546					
25					
86					

\*\*\* Initial race stopped in first lap due to incident involving No. 54 (Robert Cole). Full race re-start. Distance reduced by one lap to 5 laps. \*\*\*

The results are provisional until the end of the time limit for protests and appeals.

  
Chief Time Keeper - Scott Laing

  
Clerk of Course - Tom Williams



Computime Race Timing Systems Pty Ltd © 1996  
Licensed to Computime Race Timing Systems  
**COMPUTIME RACE TIMING SYSTEMS PTY LTD**  
**www.computime.com.au**

9 Timber Lane, Glen Waverley Vic 3150. Ph: 0418 17 13 17  
E-mail: scott@computime.com.au





# SUPPORT CLASS RESULTS

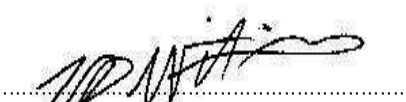


## AUSTRALIAN HISTORIC PROVISIONAL ROUND POINTS

### AUSTRALIAN HISTORIC

Pos	No	Name	Race 1	Race 2	Race 3	Total
1	19	Shawn GILES (NSW)	25	25	20	70
2	75	Stuart LOLY (VIC)	17	18	17	52
3	186	Beau BEATON (NSW)	20	0	25	45
4	62	Robert RUWOLDT (VIC)	13	14	16	43
5	32	Robbie PHILLIS (NSW)	18	0	18	36
6	25	Zoltan PETRI (NSW)	9	12	15	36
7	11	Craig STEWART (NSW)	11	11	14	36
8	54	Robert COLE (NSW)	16	17	0	33
9	31	Craig DITCHBURN (VIC)	15	16	0	31
10	86	Paul WALKLEY (VIC)	14	15	0	29
11	816	Darren LARK (VIC)	8	9	9	26
12	48	Darren TINDALE (QLD)	4	10	11	25
13	800	David NICHOLSON (VIC)	6	8	8	22
14	76	Scott WEBSTER (VIC)	0	20	0	20
15	4	Roger ARNOLD (NSW)	7	0	12	19
16	52	Chris ROSTRON (VIC)	5	7	7	19
17	8	Albert TEHENNEPE (VIC)	0	0	13	13
18	35	Clive WARNER (VIC)	0	13	0	13
19	6	Phil RUSSELL (VIC)	2	0	10	12
20	137	Terry MCKINNON (NSW)	1	5	6	12
21	321	Barry DITCHBURN (VIC)	12	0	0	12
22	12	Richard EASTON (NSW)	10	0	0	10
23	87	Mark JOHNSTON (VIC)	3	6	0	9

  
 Chief Time Keeper - Scott Laing

  
 Clerk of Course - Tom Williams

Computime Race Timing Systems Pty Ltd © 1996  
 Licensed to Computime Race Timing Systems



**COMPUTIME RACE TIMING SYSTEMS PTY LTD**  
**www.computime.com.au**

9 Timber Lane, Glen Waverley Vic 3150. Ph: 0418 17 13 17

E-mail: scott@computime.com.au

